

LARGER BLOOD PRESSURE REDUCTION BY FIXED-DOSE COMPARED TO FREE DOSE COMBINATION THERAPY OF ACE INHIBITOR AND CALCIUM ANTAGONIST IN HYPERTENSIVE PATIENTS

Valeria Visco¹, Rosa Finelli¹, Antonietta Valeria Pascale¹, Rocco Giannotti¹, Davide Fabbri¹,
Nicola Ragosa¹, Michele Ciccarelli¹, Guido Iaccarino¹

¹Department of Medicine, Surgery and Dentistry, University of Salerno, Italy

Address Correspondence to Guido Iaccarino MD, PhD, FESC, (giaccarino@unisa.it)

Abstract - The introduction of fixed combination of ACEi+CCB (Fixed) has significantly increased patients compliance and adherence to therapy. At the moment, however, there are no data suggesting the better control of once-daily fixed (Fixed) over free doses in separate administrations combination therapy in hypertensives.

In a population of 39 consecutive outpatient patients referred to the departmental Hypertension clinic of the University Hospital of Salerno Medical School with the first diagnosis of arterial hypertension, we tested the hypothesis that the Fixed achieve a better control of blood pressure than the Free combination. Patients were randomized to either strategy and after 3 months patients underwent a clinical assessment to evaluate the antihypertensive effect. The two groups, matched for anthropometric and clinical parameters, received Amlodipine (5-10 mg/daily) and Perindopril (5-10 mg/daily). Perindopril and Amlodipine doses did not significantly differ between the two groups. After 3 months BP control was improved in both groups and BP targets were similarly reached in both groups (SBP; Fixed: 61.54%; Free 69.23%; n.s. DPB; Fixed: 80.77%; Free 84.62%; n.s.). The reduction in systolic blood pressure was similar in both groups (Fixed: 7.64±2.49%; Free: 7.81±4.00%, n.s.), while the reduction of diastolic blood pressure was greater in the Fixed group (Fixed: 14.22±2.03%; Free: 4.92±5.00%, p<0.05).

Although both strategies are effective in reducing BP, the use of Fixed dose has an advantage in the reduction of BP. The present study does not allow to identify the mechanisms of this difference, which can be assumed to be due to the pharmacokinetics of the drugs administered in once-daily fixed combination.

Key words: Hypertension; combination therapy; ACE Inhibitors; Calcium Antagonist; Blood pressure control.

I. INTRODUCTION

Hypertension is a global public health problem and its treatment is primarily aimed to reduce associated cardiovascular morbidity and mortality.

Many observational studies show that hypertension control is still largely insufficient¹ and recent studies have shown that only 20-30% of patients in drug treatment reaches the recommended pressure values in Europe²⁻⁴, emphasizing the importance of developing novel strategies for the management of this condition.

Blood pressure control involves changes in lifestyle, including caloric intake restriction, exercise and smoke cessation, but in most cases the final strategy is pharmacotherapy.

The pharmacological approach aims at reducing BP levels through an action on the peripheral resistance, cardiac output, or both factors. The choice for the initial therapy is from one of five classes of antihypertensive drugs, including diuretics (thiazides, chlorthalidone, and indapamide), beta blockers, calcium channel blockers (CCB), angiotensin-converting enzyme inhibitors (ACEi) and angiotensin II receptor antagonists (ARBs), either alone or in combination. Since there are no certain data to demonstrate the real superiority of a class of drugs over the others⁵⁻⁷, the choice of drugs should be individualized to each patient and may be influenced by the possibility of side effects, efficacy, safety, and by results of randomized controlled trials in specific populations of patients with

arterial hypertension⁸.

Per ESH/ESC 2013 hypertension guidelines, regardless of the drug used, the monotherapy reduces the BP only in a limited number of hypertensive patients⁹. Therefore, the majority of patients requires the combination of at least two drugs to achieve BP control⁹. A recent meta-analysis of 42 studies has demonstrated that the combination therapy reduces the blood pressure values much more than the use of a single drug in double dose¹⁰. The synergistic effect of dual combination therapy provides not only the hypotensive activity but also a better prevention of therapy complications. The concurrent use of drugs with different mechanisms of action can offset the potential adverse effects of each compound. The combination of drugs of complementary classes increases effectiveness in reducing BP about 5 more than the simple increase in the dose of a drug¹⁰.

Adherence to treatment in the long term is necessary to BP control, and combination regimens can facilitate both the reduction of the number of drugs and the frequency of dosing required; in this regard, a recent study has found that adherence was inversely proportional to the number of prescribed drugs¹¹.

Among the combination therapies which may be employed in treatment of BP, we must choose the most efficient combinations to reduce the global cardiovascular risk profile and increase safety and tolerability. The use of a strategy based on the combination of drugs which antagonize the renin-angiotensin system is able to significantly reduce the risk of major cardiovascular events¹² and discontinuation of therapy¹³. The Accomplish study¹⁴ found a significant superiority of the ACEi associated with a CCB compared to the association ACEi/diuretic. The combination amlodipine-perindopril has been widely used in the ASCOT study, being more effective in lowering blood pressure (BP) and cardiovascular events than the combination of a beta-blocker with a thiazide¹⁵. Moreover, through their sympatholytic effects, ACEi attenuate the increase in heart rate that can occur during treatment with a dihydropyridine CCB. In addition, ACEi reduces the peripheral edema, which is a limiting side effect of calcium channel blockers¹⁶, so the ACEi+CCB combination is particularly recommended⁹. In this regard, the fixed combination ACEi/ARB + CCB appears particularly promising as it can significantly reduce BP, improve the cardiovascular outcome, prevent organ damage, improve adherence to therapy. The use of the combination of two antihypertensive drugs at fixed doses in a single tablet reduces the number of pills that must be taken daily, with a better compliance to therapy¹⁷. Single-pill combinations are now widely available because at low doses fixed dose combinations may have greater efficacy and better tolerability than monotherapy¹⁸.

Nevertheless, it is not clear whether the fixed dose therapy presents any advantage on BP control compared with free dose combination therapy. In this regard, the aim of our study was to assess whether the

use of fixed-dose (ACEi+ CCB) produces better control of BP in hypertensive patients compared with the free dose.

II. MATERIALS AND METHODS

A. Study Population

Our study included 39 patients referred to the Hypertension Clinic of Salerno Medical School Hospital in Salerno, with the first diagnosis of arterial hypertension and in the absence of a previous treatment. At the time of enrollment visit, patients signed a consent to anonymous participation, in compliance with the regulations of good clinical practice and privacy. Study participants were 18-75 years old with essential hypertension (defined according to the ESH / ESC 2013 guidelines). Patients were excluded if they had secondary hypertension, malignant hypertension, CRF (chronic renal failure), oncological conditions or cirrhosis. Patients were also excluded if they had medical and surgical disorders that alter absorption, distribution, metabolism and excretion of drug treatment. The study protocol was approved by the competent University Hospital Ethical Committee.

B. Study Design

Patients were randomized to either fixed dose or free dose combination therapy, with Perindopril (5 or 10 mg) and Amlodipine (5 or 10 mg) with a 2:1 randomization design based on a power analysis. Doses were decided according to anthropometric, clinical, biochemical and instrumental doses by experienced medical staff. The Fixed group received one single tablet containing Perindopril/Amlodipine at the appropriate dose. The Free group, received Perindopril and Amlodipine in separate tablets at the appropriate dose. Groups were matched for age, sex, BMI, systolic BP (SBP) and diastolic BP (DBP). At baseline and at follow-up we evaluated clinical (weight, height, BMI, heart rate, BP) and biochemical parameters (blood glucose, serum cholesterol, LDL, HDL, triglycerides, blood urea nitrogen, creatinine, creatinine clearance), as well as Electrocardiogram (ECG) and cardiac ultrasound.

C. Clinical parameters

In accordance with the ESH guidelines⁹, BP assessment was carried out noting two measurements in the supine, in sitting and in standing position, spaced apart from 1-2 minutes. For the current study mean values in sitting position were considered. BP measurements were assessed by trained personnel using a dedicated, upper arm, electronic machine (Afib screen, Microlife, Italy).

D. Anthropometric parameters

The weight classes were defined by BMI [weight(kg)/height (m)²]. In adults, overweight is

identified by a BMI of 25-29.9 kg/m², and obesity by a BMI \geq 30 kg/m².

E. Biochemical parameters

For each patient, the following laboratory tests were evaluated: fasting glucose, total cholesterol, LDL, HDL, triglycerides, blood urea nitrogen (BUN), serum creatinine and creatinine clearance (calculated with MDRD or Cockcroft formula). Fasting blood glucose greater than 126 mg/dl was used for screening for diabetes.

F. Follow-up with computerized medical records

The patient population was included in a central database that uses Wincare software (TSD-Projects, Milan, Italy), which contains separate electronic sheets for medical history, physical examination, laboratory tests, electrocardiogram, cardiac ultrasounds, other imaging tests and ambulatory blood pressure monitoring. The data was updated at each follow-up visit with a reevaluation deadline set at three months. The data of each patient are stored on the hospital server and protected by a firewall system with password access.

G. Echocardiography

All patients were subjected to one-dimensional echocardiography (M-mode), two-dimensional (B-mode) and Doppler function via the 5-1MHz probe (E9, GE Healthcare).

H. Statistical analysis

Categorical data are presented as percent while continuous data are indicated as means \pm standard error. The quantitative analysis was performed using T-test for unpaired data or ANOVA as appropriate, while the qualitative analysis was performed using non-parametric tests (χ^2 test). A value of p-value <0.05 was considered statistically significant. All data were analyzed using Prism 6.0 (GraphPad Software, Inc., San Diego, CA).

III. RESULTS

A. Patient disposition and baseline characteristics

We considered 39 patients with hypertension, aged between 35 and 70 years, with a recent diagnosis of hypertension and initiated to treatment with Perindopril/Amlodipine. Patients were randomized to fixed-dose (Fixed, n=26) or to free dose (Free, n=13) combination therapy. The anthropometric parameters of the two groups are similar (Table 1), and the two groups did not differ as regards to biochemical and metabolic parameters, kidney damage (Table 2), and cardiac damage (left

ventricular mass index: Fixed: 139.80 \pm 8.48 vs Free: 136.14 \pm 9.28g/m², n.s.). Patients were not diabetic, while 13 Fixed vs 9 Free patients take antilypidemic therapy.

Variable	FIXED DOSE (n=26)	FREE DOSE (n=13)	p-value
AGE (years)	61.79 \pm 2.28	64.23 \pm 2.45	n.s.
WOMEN (%)	31	31	n.s.
BMI (Kg/m ²)	29.68 \pm 1.39	29.73 \pm 1.10	n.s.
HEIGHT (cm)	167.12 \pm 2.09	165.77 \pm 2.00	n.s.
WEIGHT (Kg)	82.38 \pm 3.59	81.85 \pm 3.86	n.s.

Table 1. Anthropometric parameters of the study participants. Data are presented as means \pm standard error unless otherwise indicated. (n.s.= not significant).

Variable	FIXED DOSE (n=26)	FREE DOSE (n=13)	p-value
GLYCEMIA (mg/dl)	105 \pm 18	104 \pm 10	n.s.
TOTAL CHOLESTEROL (mg/dl)	168 \pm 32	182 \pm 48	n.s.
LDL(mg/dl)	91 \pm 28	106.3 \pm 45	n.s.
HDL(mg/dl)	52 \pm 18	46 \pm 10	n.s.
TRIGLYCERIDES (mg/dl)	119 \pm 40	131 \pm 44	n.s.
BUN (mg/dl)	41 \pm 7	44 \pm 9	n.s.
CREATININE (mg/dl)	0.87 \pm 0.17	0.88 \pm 0.17	n.s.
CREATININE CL (ml/min)	100 \pm 46	92 \pm 21	n.s.

Table 2. Biochemical parameters of the study participants. Data are presented as means \pm standard error. (n.s.= not significant).

Basal values of BP were overlapping between the two groups, with an average value of SBP and DBP, respectively, of 155.00 \pm 4.34 mmHg and 92.27 \pm 2.94 mmHg in the fixed-dose group, and of 151.54 \pm 5.75 mmHg and 85.85 \pm 2.83 mmHg in free dose group. Perindopril and Amlodipine doses did not significantly differ between the two groups, although patients with a

fixed dose received a lower albeit not significant dosage of Perindopril (Fixed= Perindopril 8.85±0.44 mg, Amlodipine 7.12±0.50 mg vs Free= Perindopril 10.50±1.68 mg, Amlodipine 7.50±0.80 mg; n.s.).

B. Comparison of BP after treatment

Three months after the beginning of the treatment, the percent of patients that achieved good control (<140/90 mmHg) of BP was similar between the fixed and free combination groups, both for SBP (Fixed: 61.54 vs Free: 69.23%; n.s.) and DPB (Fixed: 80.77 vs Free: 84.62%; n.s.). Furthermore, the reduction of SBP was observed in both groups (Figure 1).

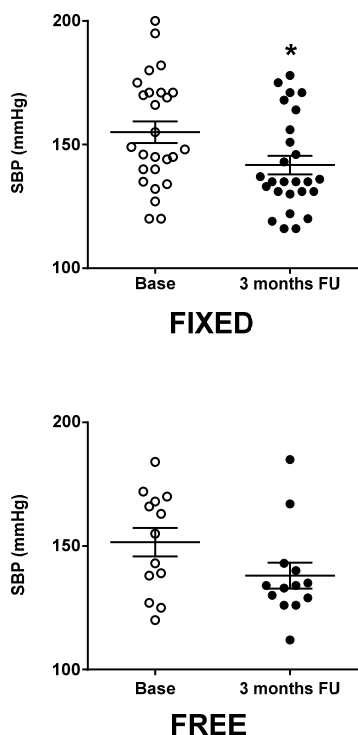


Figure 1. Effects of once-daily fixed dose vs free dose combination therapy on systolic blood pressure (SBP). Fixed group (Left graph) showed a statistically significant reduction of SBP, while the reduction of Free group (Right graph) was not significant. Statistic significance was assessed by T-test (*= p<0.05; FU= follow-up).

Similarly, DBP values were improved (Fixed: 78.35±2.17 mmHg; Free: 80.62±2.90 mmHg) (Figure 2). To evaluate the amplitude of effectiveness of treatment, we assessed the delta of BP, that is the ratio between the values of BP at the end of the treatment over those registered at baseline. The reduction in systolic blood pressure showed no major differences between the two groups (Fixed: 7.64±2.49 vs Free: 7.81±4.00%, n.s.), while the reduction in diastolic blood pressure (Figure 2) was significantly larger in the Fixed group (Figure 3).

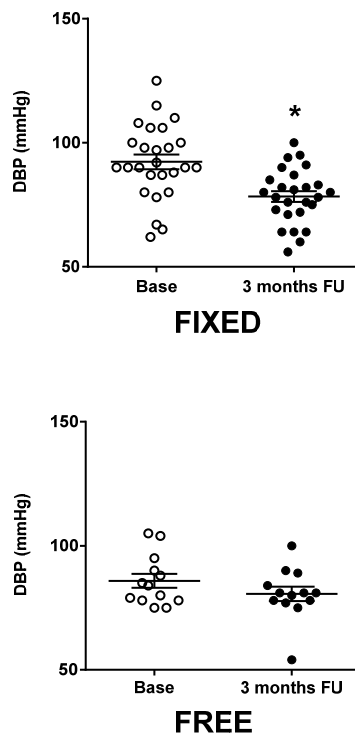


Figure 2. Effects of once-daily fixed dose vs free dose combination therapy on diastolic blood pressure (DBP). Fixed group (Left graph) showed a statistically significant reduction of DBP, while the reduction of Free group (Right graph) was not significant. Statistic significance was assessed by T-test (*= p<0.05; FU= follow-up).

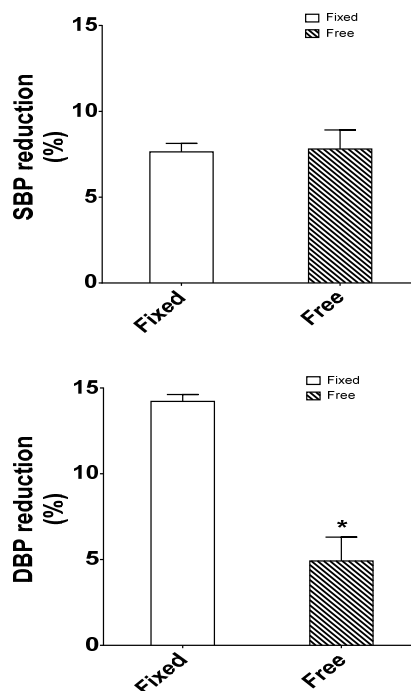


Figure 3. Differences between fixed dose vs free dose combination therapy on blood pressure reduction. The reduction in systolic blood pressure (SBP) (Left graph) showed no major differences between the two groups, while the reduction of diastolic blood pressure (DBP) (Right graph) was significantly higher. Statistic significance was assessed by T-test (*= p<0.05).

IV. DISCUSSION

The results of this study demonstrate for the first time that the fixed combination therapy of ACEi/CCB exerts better antihypertensive response than the free dose combination therapy of the same two drugs. Our results indicate that this effect is particularly true for diastolic blood pressure, more than for SBP. We did not investigate the underlying mechanism, which can be related to the pharmacokinetics and pharmacodynamics involved in the administration of the drugs and how they are affected by administration modality.

In this regard, it was reported that the pharmacokinetic profile of an ACE inhibitor/ARB is not affected by co-administration of a calcium channel blocker, showing that the peak occurs after less than four hours, during both the monotherapy and the combination with a calcium antagonist¹⁹. On the contrary, the peak plasma concentration in chronic treatment with calcium antagonist was reached after 8 hours when administered alone or in combination with olmesartan¹⁹. This observation rules out any significant pharmacokinetic interaction between ACE-inhibitor/CCB which could lead to the reduction of the antihypertensive cumulative or adverse side effects¹⁹ and suggests that the pharmacokinetics interferes less with the treatment compared to pharmacodynamic.

Another possible mechanism that can be considered to explain the result is compliance and adherence to therapy. In our study, we assessed the adherence to therapy by interviews at the time of visit. All patients referred to be adherent to treatment, a statement that in our study design could not be verified. A poor adherence to treatment or a delay in the assumption of the second pill can both explain the difference in terms of BP reduction observed between our two populations.

Treatment compliance, adherence, and persistence are key factors to achieve and maintain BP control, reduce mortality and improve the quality of life²⁰, and reduce health care costs²¹. In fact, poor adherence not only implies an increase in cardiovascular mortality but also the increase of social and individual costs. Obstacles to adherence to treatment include tolerability, the number of drugs and the complexity of the drug regimen^{22, 23}. In fact, increasing the dose of a single antihypertensive drug in an attempt to achieve an adequate pharmacological response can lead to an increase in side effects, resulting in the reduction of compliance and failure to achieve blood pressure goals. The combination therapy using two or more drugs with different and complementary action mechanisms offers the opportunity to improve control of blood pressure and, using the lowest drug doses, reduce the risk of side effects²⁴. Our results indicate that, indeed, fixed therapy obtains even larger BP reduction using tendentially lower doses of the drugs.

Recent guidelines recommend the use of combination therapy as an alternative to monotherapy as initial

treatment, in particular in patients at high cardiovascular risk²⁵. In this regard, it was observed a significant increase in compliance and persistence to combination therapy administered once, in line with the results of a recent meta-analysis that evaluated the use of combination therapies administered once for various chronic diseases, such as diabetes mellitus, hypertension, and HIV¹⁷. Finally, it is observed a reduction of 20% of adverse events associated with the use of combination therapy administered once^{26, 27}. Adverse events associated with the use of two-drug combinations were lower than those of the two drugs given separately²⁸. However, the use of ACE/ARB+CCB administered once in the treatment of hypertension is still not widespread, although hypertensive patients often have a complex treatment regimen, associated with a poor compliance²⁹. For what concern social costs, most of the times the cost of the most used combination for hypertension administered once³⁰ are lower than the individual drugs. In addition, abundant data demonstrate a clear inverse relationship between increased compliance with treatment and health care costs³¹.

Our results show an incredibly high level of BP control in naïve patients. Indeed, it is estimated that less than % of hypertensive patients in active treatment achieves BP control. Our results show BP control in almost 70% of patients after 3 months of treatment. Contributing to this result are the short duration of follow-up (3 months) and the use of a telematic follow-up, that has proven to be able to improve the compliance to treatment in previous studies³². The use of both a management strategy of the hypertension therapy and an appropriate drug regimen might help to achieve in real life a rapid control of BP. This is an important advantage, as it produces a more effective control of the cardiovascular risk, especially in hypertensive patients with multiple conditions, (diabetes, cerebrovascular, cardiovascular or renal disease), that more frequently require multiple therapies. According to the ESH/ESC 2013 guidelines, combination therapy must be considered the initial treatment step in these patients. Our result justifies the use of fixed dose to achieve a larger control of BP.

In conclusion, although both fixed and free dose ACEi/CCB combination therapy are effective in reducing BP, the fixed doses in a single tablet has a particular advantage in the reduction of BP. This advantage must be taken into account in the choice of the drug, especially in the presence of high cardiovascular risk.

ACKNOWLEDGEMENTS

GI is supported by PON GRANT PON03PE_00060_8 (Italian Ministry of University), PRIN 2015EASE8Z (Italian Ministry of University), FP7 ICT CIP "Beyond Silos" (European Commission).

REFERENCES

- [1]. Tocci G, Rosei EA, Ambrosioni E, Borghi C, Ferri C, Ferrucci A, et al. Blood pressure control in Italy: Analysis of clinical data from 2005-2011 surveys on hypertension. *J Hypertens*. 2012;30:1065-1074
- [2]. Bramlage P, Bohm M, Volpe M, Khan BV, Paar WD, Tebbe U, et al. A global perspective on blood pressure treatment and control in a referred cohort of hypertensive patients. *Journal of clinical hypertension*. 2010;12:666-677
- [3]. Dallongeville J, Banegas JR, Tubach F, Guallar E, Borghi C, De Backer G, et al. Survey of physicians' practices in the control of cardiovascular risk factors: The eurika study. *European journal of preventive cardiology*. 2012;19:541-550
- [4]. Prugger C, Keil U, Wellmann J, de Bacquer D, de Backer G, Ambrosio GB, et al. Blood pressure control and knowledge of target blood pressure in coronary patients across Europe: Results from the euroaspire iii survey. *Journal of hypertension*. 2011;29:1641-1648
- [5]. Leape L, Berwick D, Clancy C, Conway J, Gluck P, Guest J, et al. Transforming healthcare: A safety imperative. *Quality & safety in health care*. 2009;18:424-428
- [6]. Turnbull F, Neal B, Algert C, Chalmers J, Chapman N, Cutler J, et al. Effects of different blood pressure-lowering regimens on major cardiovascular events in individuals with and without diabetes mellitus: Results of prospectively designed overviews of randomized trials. *Arch Intern Med*. 2005;165:1410-1419
- [7]. Turnbull F, Blood Pressure Lowering Treatment Trialists C. Effects of different blood-pressure-lowering regimens on major cardiovascular events: Results of prospectively-designed overviews of randomised trials. *Lancet*. 2003;362:1527-1535
- [8]. Brown DW, Giles WH, Greenlund KJ. Blood pressure parameters and risk of fatal stroke, nhanes ii mortality study. *Am J Hypertens*. 2007;20:338-341
- [9]. Mancia G, Fagard R, Narkiewicz K, Redon J, Zanchetti A, Bohm M, et al. 2013 esh/esc guidelines for the management of arterial hypertension: The task force for the management of arterial hypertension of the European Society of Hypertension (ESH) and of the European Society of Cardiology (ESC). *Journal of hypertension*. 2013;31:1281-1357
- [10]. Wald DS, Law M, Morris JK, Bestwick JP, Wald NJ. Combination therapy versus monotherapy in reducing blood pressure: Meta-analysis on 11,000 participants from 42 trials. *Am J Med*. 2009;122:290-300
- [11]. Fung V, Huang J, Brand R, Newhouse JP, Hsu J. Hypertension treatment in a Medicare population: Adherence and systolic blood pressure control. *Clin Ther*. 2007;29:972-984
- [12]. Blood Pressure Lowering Treatment Trialists C, Turnbull F, Neal B, Pfeffer M, Kostis J, Algert C, et al. Blood pressure-dependent and independent effects of agents that inhibit the renin-angiotensin system. *J Hypertens*. 2007;25:951-958
- [13]. Corrao G, Parodi A, Zambon A, Heiman F, Filippi A, Cricelli C, et al. Reduced discontinuation of antihypertensive treatment by two-drug combination as first step. Evidence from daily life practice. *J Hypertens*. 2010;28:1584-1590
- [14]. Jamerson K, Weber MA, Bakris GL, Dahlof B, Pitt B, Shi V, et al. Benazepril plus amlodipine or hydrochlorothiazide for hypertension in high-risk patients. *The New England journal of medicine*. 2008;359:2417-2428
- [15]. Dahlof B, Sever PS, Poulter NR, Wedel H, Beevers DG, Caulfield M, et al. Prevention of cardiovascular events with an antihypertensive regimen of amlodipine adding perindopril as required versus atenolol adding bendroflumethiazide as required, in the Anglo-Scandinavian Cardiac Outcomes Trial-Blood Pressure Lowering Arm (ASCOT-BPLA): A multicentre randomised controlled trial. *Lancet*. 2005;366:895-906
- [16]. Gradman AH, Cutler NR, Davis PJ, Robbins JA, Weiss RJ, Wood BC. Combined enalapril and felodipine extended release (ER) for systemic hypertension. Enalapril-felodipine ER factorial study group. *Am J Cardiol*. 1997;79:431-435
- [17]. Bangalore S, Kamalakkannan G, Parkar S, Messerli FH. Fixed-dose combinations improve medication compliance: A meta-analysis. *Am J Med*. 2007;120:713-719
- [18]. Schmieder RE. The role of fixed-dose combination therapy with drugs that target the renin-angiotensin system in the hypertension paradigm. *Clin Exp Hypertens*. 2010;32:35-42
- [19]. Bolbrinker J, Huber M, Scholze J, Kreutz R. Pharmacokinetics and safety of olmesartan medoxomil in combination with either amlodipine or atenolol compared to respective monotherapies in healthy subjects. *Fundam Clin Pharmacol*. 2009;23:767-774
- [20]. Mazzaglia G, Ambrosioni E, Alacqua M, Filippi A, Sessa E, Immordino V, et al. Adherence to antihypertensive medications and cardiovascular morbidity among newly diagnosed hypertensive patients. *Circulation*. 2009;120:1598-1605
- [21]. Dragomir A, Cote R, Roy L, Blais L, Lalonde L, Berard A, et al. Impact of adherence to antihypertensive agents on clinical outcomes and hospitalization costs. *Med Care*. 2010;48:418-425
- [22]. Elliott WJ. Improving outcomes in hypertensive patients: Focus on adherence and persistence with antihypertensive therapy. *J Clin Hypertens (Greenwich)*. 2009;11:376-382
- [23]. Erdine S. Compliance with the treatment of hypertension: The potential of combination therapy. *J Clin Hypertens (Greenwich)*. 2010;12:40-46

- [24]. Neutel JM. Low-dose antihypertensive combination therapy: Its rationale and role in cardiovascular risk management. *Am J Hypertens*. 1999;12:73S-79S
- [25]. Mancia G, Laurent S, Agabiti-Rosei E, Ambrosioni E, Burnier M, Caulfield MJ, et al. Reappraisal of european guidelines on hypertension management: A european society of hypertension task force document. *J Hypertens*. 2009;27:2121-2158
- [26]. Jamerson KA, Nwose O, Jean-Louis L, Schofield L, Purkayastha D, Baron M. Initial angiotensin-converting enzyme inhibitor/calcium channel blocker combination therapy achieves superior blood pressure control compared with calcium channel blocker monotherapy in patients with stage 2 hypertension. *Am J Hypertens*. 2004;17:495-501
- [27]. Andreadis EA, Tsourous GI, Marakomichelakis GE, Katsanou PM, Fotia ME, Vassilopoulos CV, et al. High-dose monotherapy vs low-dose combination therapy of calcium channel blockers and angiotensin receptor blockers in mild to moderate hypertension. *J Hum Hypertens*. 2005;19:491-496
- [28]. Law MR, Wald NJ, Morris JK, Jordan RE. Value of low dose combination treatment with blood pressure lowering drugs: Analysis of 354 randomised trials. *BMJ*. 2003;326:1427
- [29]. Schroeder K, Fahey T, Ebrahim S. How can we improve adherence to blood pressure-lowering medication in ambulatory care? Systematic review of randomized controlled trials. *Arch Intern Med*. 2004;164:722-732
- [30]. Falaschetti E, Chaudhury M, Mindell J, Poulter N. Continued improvement in hypertension management in england: Results from the health survey for england 2006. *Hypertension*. 2009;53:480-486
- [31]. Cleemput I, Kesteloot K. Economic implications of non-compliance in health care. *Lancet*. 2002;359:2129-2130
- [32]. De Luca N, Izzo R, Iaccarino G, Malini PL, Morisco C, Rozza F, et al. The use of a telematic connection for the follow-up of hypertensive patients improves the cardiovascular prognosis. *Journal of hypertension*. 2005;23:1417-1423